

**INTEGRATING FIRE RISK INTO THE  
MANAGEMENT OF FORESTS**

**PEDRO COSME DA COSTA VIEIRA**

**FACULDADE DE ECONOMIA,  
UNIVERSIDADE DO PORTO**

# INTEGRATING FIRE RISK INTO THE MANAGEMENT OF FORESTS<sup>\*</sup>

Pedro Cosme da Costa Vieira, Faculdade de Economia do Porto

Rua Dr. Roberto Frias, 4200-464 Porto

pcosme@fep.up.pt

## ABSTRACT

In a standard cash-flow data-sheet analysis, the quantification of the impact of exogenous variables and management decisions on the investment's Net Present Value is limited to only a few scenarios. This perspective is insufficient for an efficient risk management in complex business environments. In this work, I present a dynamic programming model that takes into consideration fire risk. Having applied the model to forest management, I conclude that when fire risk increases, it is optimal for the manager to increase the area used per tree and the cut-off weight of stems. Rather than increasing the business Expected Net Present Value (that, with real interest rate of 3%/year, is between  $1.5\text{€m}^2$  and  $2.2\text{€m}^2$ ), the optimal strategy decreases the business risk. Additionally, I conclude from the model that there is no private incentive to carry out fire risk prevention.

**KEYWORD:** Risk Management; Project Evaluation; Expected Net Present Value

**JEL CODES:** D81; C61

## 1. INTRODUCTION

Good management of a business requires quantification of the influence of actions implemented by the manager in the business Net Present Value, *NPV*, so that at each moment the manager may implement the efficient action. Since perfect risk diversification is unfeasible, it is necessary to compute the *NPV* expected value, *ENPV*, plus its variability, *i.e.*, the business risk.

---

<sup>\*</sup> I acknowledge Aurora Castro Teixeira for her extremely helpful comments and suggestions.

With this requirement in mind, in this work I use a dynamic programming model in the computation both of the investment *ENPV* and *NPV* standard deviation, giving the distribution function of contingencies. This model is closely related to the real option framework where it is understood that “[an] irreversible investment opportunity is much like a financial call option” (Pindyck, 1991: 1111): The landowner has an option either to invest in a forest plantation or to wait (or to sell it). This similarity allows evaluation of this perpetual real option that is almost costless to maintain alive, by using valuation methods developed for financial options. These investment options are named “real options” to distinguish them from “financial options” (see, Kester, 1984 and Brennan and Schwartz, 1985).

The use of a real options framework in forest management is significant, although concentrated mainly in the optimal decision of cutting the stem (to exercise a put option) when prices (*e.g.*, Morck *et al*, 1989; Insley, 2002; Cunha 2003) or growth process are assumed as stochastic (*e.g.*, Shackleton and Sodal, 2006). In the literature the value of the real option is modelled as a “random walk” and the managers decision is to exercise the option, *i.e.*, the determination of the optimal cut-off value, Newman (2002). For a survey of the related literature see Pindyck (1991) and Duku-Kaakyire and Nanang (2004).

The model I set up here is more business oriented than those considered in the literature by considering that stochastic process is imbedded inside the decision model and by assuming that the manager has not just one decision variable (the optimal cut-off value) but several decision variables (primarily the soil area used per tree), *i.e.*, the manager is capable of selecting the put option characteristics. Contrary to the literature, in the presented study I assume future wood prices and trees growth rate are perfectly anticipated being fire risk the only source of risk. This simplification is valid in Mediterranean forests where fire contingency is the major source of risk.

In formal terms, I implement a model similar to Abel (1983) but formalised in recursive form (time discrete) and resolved by Monte-Carlo simulation.

Although, the assumed assumptions are to a certain degree included in the literature (*e.g.*, the decision “wait for the tree to be reborn by itself” when fire occurs is parallel to the Shackleton and Sodal, 2006, decision “wait for a natural recovery” when unfavourable growth path occurs), it results from my model a tailored strategy to manage fire risk and an estimative of the land value for the average Portuguese circumstances.

The example I calibrate and compute is the problem that fire risk imposes to the forest management of a *Eucalyptus globules* plantation (that in Portugal is the most profitable flora species). Nonetheless, the model may easily be extended to other flora species or to other management problems.

## **2. FOREST MANAGEMENT**

Similar to other management problems, the forest uses scarce resources, and its management implies the selection of efficient strategies. In particular, forest uses soil, and its management involves the optimal selection of flora species and agricultural actions. When the investment is perfectly diversifiable, the relevant function that the manager must maximise is the expected present value of all future cash flows subjected to restrictions. As perfect diversification is unachievable, the manager must be able to quantify the risk of his investment, measured, *e.g.*, by the net present value standard deviation.

Since tree growth is a long-term process, *e.g.*, the Cork Oak (*Quercus Suber L.*) economic break-even point is higher than 100 years, the likelihood of fire occurrence becomes the major source of risk. On average, in Portugal forests' fire risk is approximately 3.3% per year: in the time period between 2001 and 2006, from a total of 3400 thousand ha of forest, fire damaged 111 thousand ha per year, DGRF (2006).

In present model, I assume that the manager has five decision variables. The manager decides, through sequential process, the flora species, the soil area used per tree, the agricultural intensity, the cut-off weight and, when the tree is cut, between replanting or waiting one period for the old tree to be reborn. The manager's strategy and exogenous contingencies, fire risk, give rise to the expected value and the variability of the Net Present Value (*NPV*) of the option to invest.

## **3. ASSUMPTIONS OF THE THEORY**

I will formalise the management problem assuming that the only source of risk is the likelihood of a fire event:

A1. The occurrence of a forest fire is a stochastic phenomenon, with  $z$  representing the probability that a fire will occur during a certain period (one year).

Adding to this, I will assume that:

- A2. The weight of trees increases with time. The tree-weight depends on the age of its root,  $Ar$ , the age of its stem,  $As$ , the used soil area,  $M$ , its species,  $S$ , and agricultural intensity,  $AI$ . In formal terms, the weight of the tree is  $W(Ar, As, M, S, AI)$ .
- A3. The cost of planting a tree,  $I$ , is proportional to the used soil area and increases with agricultural intensity,  $AI$ . It is also dependent on the species:  $I(S, AI) \cdot M$ .
- A4. The cost of cutting a full-weight tree is a fixed amount,  $C$ , and the cost of cutting an under developed tree is half that amount.
- A5. During trees lifetime there are no maintenance costs.
- A6. When a fire occurs, the manager may either replant a new tree or may wait for the tree to be reborn by itself. The proportion of reborn trees is  $b$ .
- A7. The discount rate is  $R$  per period (one year), real terms.
- A8. Time is divided into one-year periods.
- A9. Wood price is perfectly anticipated and it is independent of the manager's decision and of the occurrence of fires.
- A10. There is no time evolution in the business environment.
- A11. The optimal strategy results from the maximisation of the business  $ENPV$ .

#### **4. FORMALISATION OF THE NET PRESENT VALUE MODEL**

The model considers that the manager's decision variables are, without loss of generality, the trees species,  $S$ , the area of soil used per tree,  $M$ , agricultural intensity,  $AI$ , the trees cut-off weight,  $Wc$ , and to replant new trees or to wait for the trees to be reborn by herself.

The manager's decisions are sequential and rotational with this meaning: First, the manager decides whether the trees weight is optimal to be cut. Second, the manager decides either to plant a new tree or wait for the old one to be reborn. Third, (assuming the decision is to plant a new tree) the manager decides on the species, the area and the agricultural intensity, returning in the next period to the initial decision.

The manager's sequence of decisions is as follows.

First, let us assume that the tree has been cut. If the manager decides to replant a new tree, in the next period the tree root and the tree stem are one year old. As such, the *ENPV*, which at present is unknown, is represented as the function:

$$\text{Replant} = \text{ENPV}(1, 1, M, S, AI) \quad (1)$$

If, on the contrary, when the manager decides to wait for the old tree to be reborn, *ENPV* will be

$$\text{Wait} = \text{ENPV}(Ar+1, 1, M, S, AI) \cdot b + \text{ENPV}(Ar+1, 0, M, S, AI) \cdot (1-b) \quad (2)$$

With a percentage *b* of trees reborn, on average, the following results from expression (2):

$$\text{Wait} = \text{ENPV}(Ar+1, 1, M/b, S, AI) \cdot b \quad (3)$$

Although *ENPV* is yet unknown, the model moves one period backwards and the functions (1) and (3) are used in evaluating the choice between replanting or waiting one period for the old tree to be reborn as if it is known (see figure 1, point C):

$$\text{ENPV}(Ar, 0, M, S, AI) = \max\{\text{Replant}; \text{Wait}\} / (1+R) \quad (4)$$

Second, the model moves another step backwards and the choice between cutting or maintaining the tree one more period when fire has not occurred (*nf* means “no fire”) is evaluated (see figure 1, point B), with function *V* given by expression (8):

$$\begin{aligned} \text{ENPV}_{nf}(Ar, As, M, S, AI) &= \max\{\text{Cut}; \text{Maintain}\} \\ \text{Cut} &= V(Ar, As, M, S, AI, 0) + \text{ENPV}(Ar, 0, M, S, AI) \\ \text{Maintain} &= \text{ENPV}(Ar+1, As+1, M, S, AI) / (1+R) \end{aligned} \quad (5)$$

In this same step, when a fire occurs, the tree must be cut (*of* means “a fire occurred”):

$$\begin{aligned} \text{ENPV}_{of}(Ar, As, M, S, AI) &= \text{Cut} / (1+R) \\ \text{Cut} &= V(Ar, As, M, S, AI, 1) + \text{ENPV}(Ar, 0, M, S, AI) \end{aligned} \quad (6)$$

Finally, the model moves another step backwards. Since the occurrence of fire is stochastic, one quantifies the *ENPV* at the beginning of the period by multiplying the pay-off for the probability of fire occurrence:

$$\begin{aligned} \text{ENPV}(Ar, As, M, S, AI) &= \\ & \text{ENPV}_{of}(Ar, As, M, S, AI) \cdot z + \text{ENPV}_{nf}(Ar, As, M, S, AI) \cdot (1-z) \end{aligned} \quad (7)$$

Log tree value is zero when it is lighter than a minimum weight *Wmin*, otherwise it is linear increasing with weight. With *C* as the cost of cutting a full-weight log tree, *C/2* the cost of

cutting a small log tree,  $P$  the unitary value of the log tree and  $W$  its weight, the market value of one log tree that is still located in the forest (net of transportation costs) is computed by the next function where  $P(S, Br)$  is the unitary value of the wood and  $Br = 1$  means the log is burned:

$$V(Ar, As, M, S, AI, Br) = \begin{cases} -C/2 & W < W \text{ min} \\ P(S, Br) \cdot W(Ar, As, M, S, AI) - C & W \geq W \text{ min} \end{cases} \quad (8)$$

Now that the model is closed, it is possible, after calibration, to compute the manager's optimal strategy. This strategy consists of selecting the species,  $S^*$ , used soil area per tree,  $M^*$ , agricultural intensity  $AI^*$ , the cut-off weight  $W^*$ , and when to replant the tree,  $Ar^*$ .

In figure 1, the manager's sequence of decisions is represented. Point  $B$  represents the choice between cutting or maintaining the tree one additional period when fire has not occurred and point  $C$  represents the choice between replanting or waiting one period for the old tree to be reborn. Point  $A$  represents the possibility of fire occurrence and point  $D$  represents the proportion of tree rebirth.

Although the function  $V$  that models the log tree cutting and selling appears only once in the model (see fig.1), it is determinant in the computation of  $ENPV$ .

The Monte Carlo Method repeats simulations that fluctuate with the concretisation of the variable  $z$  (which measures the probability of fire occurrence in each period). In this study, I compute the expected value of  $NPV$  and its variance as the average of 100 000 Monte Carlo simulations for a time span of 200 years.

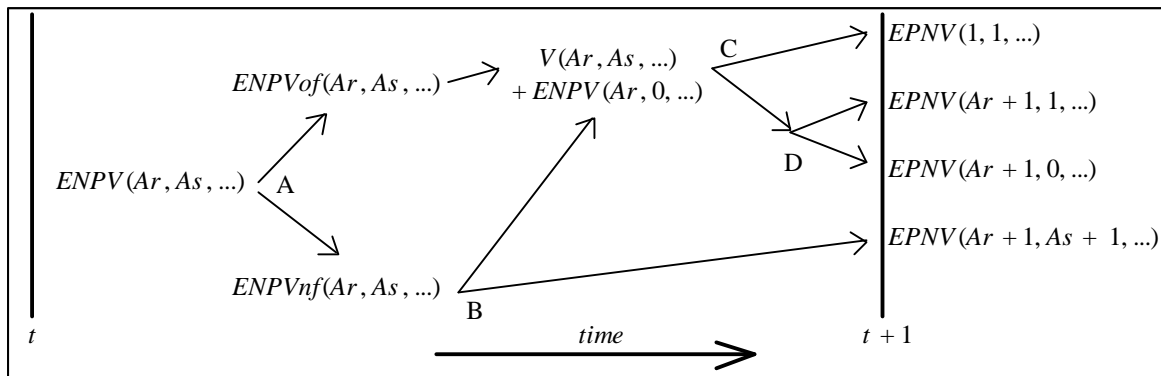


Fig. 1 – Sequence of manager's decisions and contingencies.

## 5. APPLICATION TO A *EUCALYPTUS GLOBULUS* INVESTMENT

Once the decision model has been built, it is necessary to calibrate it. The major data source I use comes from Gozález-Río *et al* (1997): The optimal strategy, when there is no fire risk, is to use  $10 \text{ m}^2$  of soil per tree, cut the stem when it weighs 300 kg and replant the tree when the root age is higher than 25 years.

From the cellulose industry, eucalyptus stem weight must be equal to or higher than 200 kg, the price is 30 Euros per tonne and it loses 30% of its value when burned (it is 45€per tonne, placed in the industrial unit).

It costs 1 Euro to cut a stem.

Let us assume that the functional form of the log weight is given by expression (9), table 1 and  $w_0$  is  $5 \text{ kg per year per m}^2$ .

$$w(Ar, As, M, S, AI) = w_0(S, AI) \cdot w_1(Ar) \cdot w_2(As) \cdot w_3(M) \quad (9)$$

$Ar$ – years	<5	]5, 20]	]20, 30]	]30, 50]	>50
$w_1(Ar)$	0.6	1.0	0.6	0.3	0.0
$As$ – years	<5	]5, 10]	]10, 15]	]15, 20]	>20
$w_2(As)$	0.6	1.0	0.6	0.3	0.0
$M$ – years	<5	]5, 10]	]10, 20]	]20, 50]	>50
$w_3(M)$	$0.7M$	$1.3 \cdot M - 3$	$0.7 \cdot M + 3$	$0.5 \cdot M + 7$	32

Table 1 – Determinants of the log weight.

The constant  $w_0$  quantifies the maximum potential productivity, *i.e.*, when  $Ar = 25$  years,  $As = 7$  years and  $M = 10 \text{ m}^2$ .

I assume that rebirth proportion varies with the root age. I assume that rebirth proportion is 100% when root age is less than 15 years; it is 75% when root age is in the time interval ]15, 25], and 25% otherwise.

I assume that the discount rate is 3% a year.

I assume that, on average, it costs 0.25 Euros per square metre to plant one tree for the first time and 1/3 of that price to replant it.



## 6. RESULTS

The simulation produces the result that the economic value of soil, even when there is no fire risk, is much smaller than the value I expect to obtain, i.e.,  $2.2\text{€m}^2$  for the most profitable flora species.

The optimal response to an increase in the fire risk is to increase the soil area used per tree ( $0.8\text{ m}^2/\text{tree}$  per percentual point of risk increase – see fig. 2) and it is to increase the stem cut-off weight ( $7\text{ kg}/\text{tree}$  per percentual point of risk increase – see fig. 3).

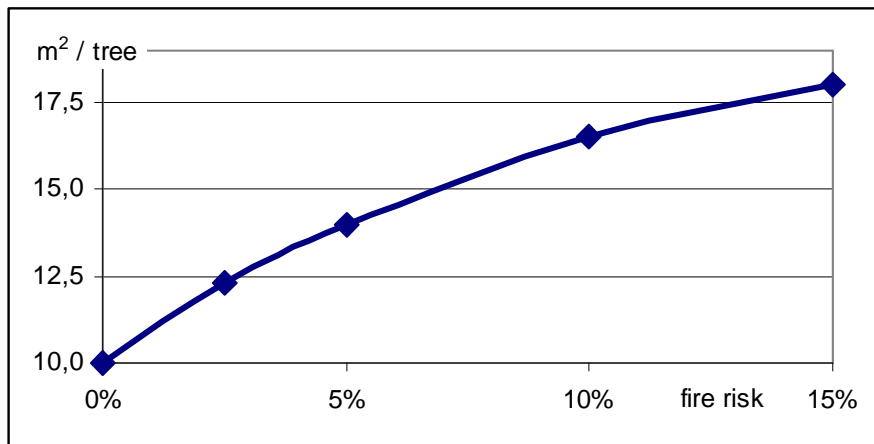


Fig. 2 - Optimal soil area used per tree ( $M^*$ )

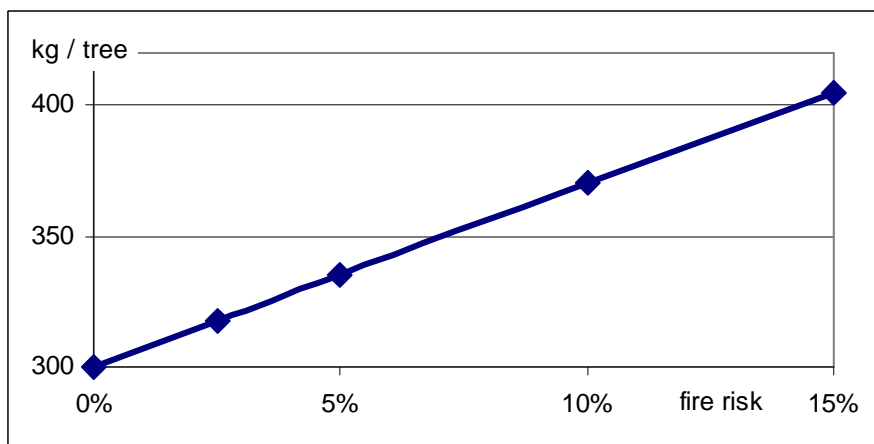


Fig. 3 - Optimal cut-off weight ( $W^*$ )

The *ENPV* when the strategy is fixed (as if there were no fire risk) may be compared to the optimal one (fig. 4 and fig. 5). It is important to notice that, in the typical fire risk interval, between 0% and 5%, the optimal strategy does not increase the *ENPV*, but significantly reduces the risk (on average, it reduces the *NPV* standard deviation  $0.088\text{€}/\text{tree}$ , see fig. 5).

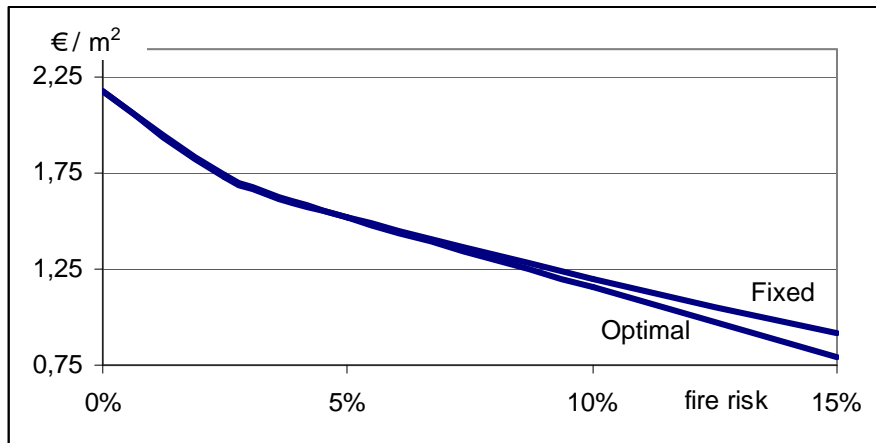


Fig. 4 – Expected net present value (ENPV)

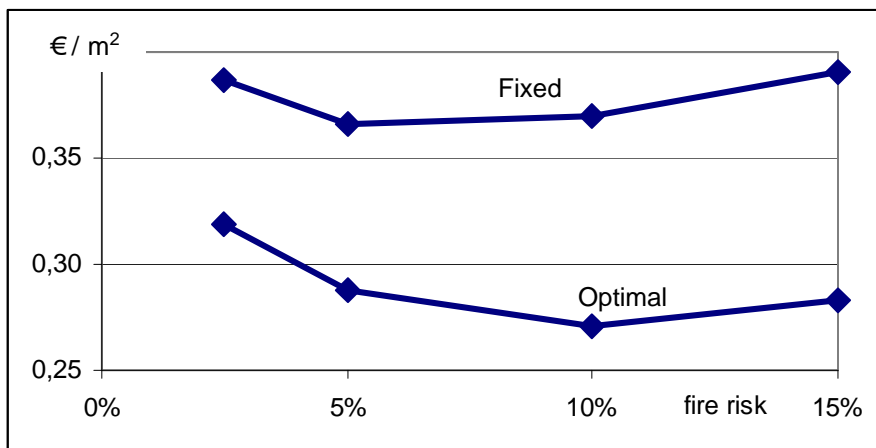


Fig. 5 – NPV standard deviation

The increase in the soil area used per tree when there is an increase in fire risk is intuitive: a greater area implies that the stem grows quickly, attaining the minimum acceptable weight more rapidly (the  $W_{min}$ ). It is optimal to increase the cut-off weight because when the stem weight is smaller than  $W_{min}$  and a fire occurs, its economic value is zero. As such, the increase in the cut-off weight reduces the period when the stem value is zero, compensating the assumed 30% loss caused by a fire when the weight is higher than  $W_{min}$ .

Finally, the model is applicable in evaluating the pertinence of reducing fire risk by performing precautionary maintenance. Let us assume that the fire risk is 10% and that it is possible to reduce the fire risk ten-fold by performing precautionary maintenance that costs 0.025 per square metre per year. Even though this dramatic reduction is an optimistic situation, the investment performance declines. The reduction of an initial fire risk of 10% to

1% causes *ENPV* to decrease from 1.18 €/m<sup>2</sup> to 0.98 €/m<sup>2</sup> and *NPV* standard dispersion to increase from 0.29 €/m<sup>2</sup> to 0.40 €/m<sup>2</sup>.

## 7. CONCLUSION AND LIMITATIONS

In this work, I compute the optimal management strategy of a forest investment when there is fire risk. I conclude that the economic value of the land is small (for the most profitable flora species it is between 1.5€/m<sup>2</sup> and 2.2€/m<sup>2</sup>) and that when fire risk increases, it is optimal to increase the soil area used per tree and the cut-off weight of stems. The optimal strategy causes a significantly decreases in the investment risk.

I simulated the existence of precautionary maintenance and I conclude that, although an optimistic ten-fold reduction in fire probability is assumed, there is no private incentive to perform forest protection.

In the calibration of the model, I assume that the future price of wood is constant and independent of the occurrence of fires. Although in the last 20 years data corroborates this assumption - price has being constant (45 €/ tonne, placed in the industrial unit), the future tendency, related to an increase in Chinese or Indian paper consumption or related to an increase in Indonesian or Brazilian wood production, is unpredictable.

The VB Code used in the simulation is available upon request and may be downloaded from [www.fep.up.pt/docentes/pcosme/forest-fire-risk.zip](http://www.fep.up.pt/docentes/pcosme/forest-fire-risk.zip)

## BIBLIOGRAPHY

Abel, A.B. (1983), "Optimal Investment under Uncertainty", *American Economic Review*, 73, 228-233.

Brennan, M.J. and E.S. Schwartz (1985), "Evaluating Natural Resource Investment", *Journal of Business*, 58, 135-157.

Cunha, M.R.F., (2003), *The Investment in Eucalyptus: A Real Options Analysis*, 1-115, UCP: Porto, Portugal

DGRF, Direcção Geral dos Recursos Florestais (2006), *Incêndios Florestais, Portugal* <http://www.dgrf.min-agricultura.pt/v4/dgf/ficheiros/20060923121534DFCI.pdf>

Duku-Kaakyire, A. and D.M. Nanang (2004), “Application of real options theory to forestry investment analysis”, *Forest Policy and Economics*, 6, 539-552.

Gozález-Río, F. (Coord.), A. Castellanos, Ó. Fernández and C. Gómez (1997), *Manual técnico de selvicultura del Eucalipto*, USC, Lugo.

<http://agrobyte.lugo.usc.es/agrobyte/publicaciones/eucalipto/indice.html>.

Insley, M (2002), “A real options approach to the valuation of a forestry investment”, *Journal of Environmental Economics and Management*, 44, 471-492.

Kester, W.C. (1984), “Today’s Options for Tomorrow’s Growth”, *Harvard Business Review*, 62, 153-160.

Morck, R., E. Schwartz and D. Strangeland (1989), “The valuation of forestry resources under stochastic prices and inventories”, *Journal of Financial and Quantitative Analysis*, 4, 473-487.

Newman, D. H. (2002), “Forestry’s golden rule and the development of the optimal forest rotation literature”, *Journal of Forest Economics*, 8, 5-27.

Pindyck, R.S. (1991), “Irreversibility, Uncertainty and Investment”, *Journal of Economic Literature*, 29, 1110-1152.

Shackleton, M. and S. Sodal (2006), “Stochastic Forest Growth with Harvesting and Recovery Decisions”, *Real Options 10<sup>th</sup> Annual International Conference*, New York.

[http://realoptions.org/papers2006/Sodal\\_faustmann2005-06.pdf](http://realoptions.org/papers2006/Sodal_faustmann2005-06.pdf)

## Recent FEP Working Papers

Nº 289	Cosme, P., " <a href="#"><u>A comment on efficiency gains and myopic antitrust authority in a dynamic merger game</u></a> ", September 2008
Nº 288	Moreira, R., " <a href="#"><u>Workart – A Gestão e a Arte</u></a> " (1st Prize of the 2nd Edition of FEP/AEFEP- Applied Research in Economics and Management), August 2008
Nº 287	Vasco Leite, Sofia B.S.D. Castro and João Correia-da-Silva, " <a href="#"><u>The core periphery model with asymmetric inter-regional and intra-regional trade costs</u></a> ", August 2008
Nº 286	Jorge M. S. Valente and Maria R. A. Moreira, " <a href="#"><u>Greedy randomized dispatching heuristics for the single machine scheduling problem with quadratic earliness and tardiness penalties</u></a> ", August 2008
Nº 285	Patricia Teixeira Lopes and Rui Couto Viana, " <a href="#"><u>The transition to IFRS: disclosures by Portuguese listed companies</u></a> ", August 2008
Nº 284	Argentino Pessoa, " <a href="#"><u>Educational Reform in Developing Countries: Private Involvement and Partnerships</u></a> ", July 2008
Nº 283	Pedro Rui Mazedo Gil and Óscar Afonso, " <a href="#"><u>Technological-Knowledge Dynamics in Lab-Equipment Models of Quality Ladders</u></a> ", July 2008
Nº 282	Filipe J. Sousa and Luís M. de Castro, " <a href="#"><u>How is the relationship significance brought about? A critical realist approach</u></a> ", July 2008
Nº 281	Paula Neto; António Brandão and António Cerqueira, " <a href="#"><u>The Macroeconomic Determinants of Cross Border Mergers and Acquisitions and Greenfield Investments</u></a> ", June 2008
Nº 280	Octávio Figueiredo, Paulo Guimarães and Douglas Woodward, " <a href="#"><u>Vertical Disintegration in Marshallian Industrial Districts</u></a> ", June 2008
Nº 279	Jorge M. S. Valente, " <a href="#"><u>Beam search heuristics for quadratic earliness and tardiness scheduling</u></a> ", June 2008
Nº 278	Nuno Torres and Óscar Afonso, " <a href="#"><u>Re-evaluating the impact of natural resources on economic growth</u></a> ", June 2008
Nº 277	Inês Drummond, " <a href="#"><u>Bank Capital Requirements, Business Cycle Fluctuations and the Basel Accords: A Synthesis</u></a> ", June 2008
Nº 276	Pedro Rui Mazedo Gil, " <a href="#"><u>Stylized Facts and Other Empirical Evidence on Firm Dynamics, Business Cycle and Growth</u></a> ", May 2008
Nº 275	Teresa Dieguez and Aurora A.C. Teixeira, " <a href="#"><u>ICTs and Family Physicians Human Capital Upgrading. Delightful Chimera or Harsh Reality?</u></a> ", May 2008
Nº 274	Teresa M. Fernandes, João F. Proença and P.K. Kannan, " <a href="#"><u>The Relationships in Marketing: Contribution of a Historical Perspective</u></a> ", May 2008
Nº 273	Paulo Guimarães, Octávio Figueiredo and Douglas Woodward, " <a href="#"><u>Dartboard Tests for the Location Quotient</u></a> ", April 2008
Nº 272	Rui Leite and Óscar Afonso, " <a href="#"><u>Effects of learning-by-doing, technology-adoption costs and wage inequality</u></a> ", April 2008
Nº 271	Aurora A.C. Teixeira, " <a href="#"><u>National Systems of Innovation: a bibliometric appraisal</u></a> ", April 2008
Nº 270	Tiago Mata, " <a href="#"><u>An uncertain dollar: The Wall Street Journal, the New York Times and the monetary crisis of 1971 to 1973</u></a> ", April 2008
Nº 269	João Correia-da-Silva and Carlos Hervés-Beloso, " <a href="#"><u>General equilibrium with private state verification</u></a> ", March 2008
Nº 268	Carlos Brito, " <a href="#"><u>Relationship Marketing: From Its Origins to the Current Streams of Research</u></a> ", March 2008
Nº 267	Argentino Pessoa, " <a href="#"><u>Kuznets's Hypothesis And The Data Constraint</u></a> ", February 2008
Nº 266	Argentino Pessoa, " <a href="#"><u>Public-Private Sector Partnerships In Developing Countries: Are Infrastructures Responding To The New Oda Strategy</u></a> ", February 2008
Nº 265	Álvaro Aguiar and Ana Paula Ribeiro, " <a href="#"><u>Why Do Central Banks Push for Structural Reforms? The Case of a Reform in the Labor Market</u></a> ", February 2008
Nº 264	Jorge M. S. Valente and José Fernando Gonçalves, " <a href="#"><u>A genetic algorithm</u></a> "

	<a href="#">approach for the single machine scheduling problem with linear earliness and quadratic tardiness penalties</a> ”, January 2008
Nº 263	Ana Oliveira-Brochado and Francisco Vitorino Martins, <a href="#">"Determining the Number of Market Segments Using an Experimental Design"</a> , January 2008
Nº 262	Ana Oliveira-Brochado and Francisco Vitorino Martins, <a href="#">"Segmentação de mercado e modelos mistura de regressão para variáveis normais"</a> , January 2008
Nº 261	Ana Oliveira-Brochado and Francisco Vitorino Martins, <a href="#">"Aspectos Metodológicos da Segmentação de Mercado: Base de Segmentação e Métodos de Classificação"</a> , January 2008
Nº 260	João Correia-da-Silva, <a href="#">"Agreeing to disagree in a countable space of equiprobable states"</a> , January 2008
Nº 259	Rui Cunha Marques and Ana Oliveira-Brochado, <a href="#">"Comparing Airport regulation in Europe: Is there need for a European Regulator?"</a> , December 2007
Nº 258	Ana Oliveira-Brochado and Rui Cunha Marques, <a href="#">"Comparing alternative instruments to measure service quality in higher education"</a> , December 2007
Nº 257	Sara C. Santos Cruz and Aurora A.C. Teixeira, <a href="#">"A new look into the evolution of clusters literature. A bibliometric exercise"</a> , December 2007
Nº 256	Aurora A.C. Teixeira, <a href="#">"Entrepreneurial potential in Business and Engineering courses ... why worry now?"</a> , December 2007
Nº 255	Alexandre Almeida and Aurora A.C. Teixeira, <a href="#">"Does Patenting negatively impact on R&amp;D investment? An international panel data assessment"</a> , December 2007
Nº 254	Argentino Pessoa, <a href="#">"Innovation and Economic Growth: What is the actual importance of R&amp;D?"</a> , November 2007
Nº 253	Gabriel Leite Mota, <a href="#">"Why Should Happiness Have a Role in Welfare Economics? Happiness versus Orthodoxy and Capabilities"</a> , November 2007
Nº 252	Manuel Mota Freitas Martins, <a href="#">"Terá a política monetária do Banco Central Europeu sido adequada para Portugal (1999-2007)?"</a> , November 2007
Nº 251	Argentino Pessoa, <a href="#">"FDI and Host Country Productivity: A Review"</a> , October 2007
Nº 250	Jorge M. S. Valente, <a href="#">"Beam search heuristics for the single machine scheduling problem with linear earliness and quadratic tardiness costs"</a> , October 2007
Nº 249	T. Andrade, G. Faria, V. Leite, F. Verona, M. Viegas, O. Afonso and P.B. Vasconcelos, <a href="#">"Numerical solution of linear models in economics: The SP-DG model revisited"</a> , October 2007
Nº 248	Mário Alexandre P. M. Silva, <a href="#">"Aghion And Howitt's Basic Schumpeterian Model Of Growth Through Creative Destruction: A Geometric Interpretation"</a> , October 2007
Nº 247	Octávio Figueiredo, Paulo Guimarães and Douglas Woodward, <a href="#">"Localization Economies and Establishment Scale: A Dartboard Approach"</a> , September 2007
Nº 246	Dalila B. M. M. Fontes, Luís Camões and Fernando A. C. C. Fontes, <a href="#">"Real Options using Markov Chains: an application to Production Capacity Decisions"</a> , July 2007
Nº 245	Fernando A. C. C. Fontes and Dalila B. M. M. Fontes, <a href="#">"Optimal investment timing using Markov jump price processes"</a> , July 2007
Nº 244	Rui Henrique Alves and Óscar Afonso, <a href="#">"Fiscal Federalism in the European Union: How Far Are We?"</a> , July 2007
Nº 243	Dalila B. M. M. Fontes, <a href="#">"Computational results for Constrained Minimum Spanning Trees in Flow Networks"</a> , June 2007
Nº 242	Álvaro Aguiar and Inês Drumond, <a href="#">"Business Cycle and Bank Capital: Monetary Policy Transmission under the Basel Accords"</a> , June 2007
Nº 241	Sandra T. Silva, Jorge M. S. Valente and Aurora A. C. Teixeira, <a href="#">"An evolutionary model of industry dynamics and firms' institutional behavior with job search, bargaining and matching"</a> , April 2007

Editor: Sandra Silva ([sandras@fep.up.pt](mailto:sandras@fep.up.pt))

Download available at:

<http://www.fep.up.pt/investigacao/workingpapers/workingpapers.htm>

also in <http://ideas.repec.org/PaperSeries.html>

---

[www.fep.up.pt](http://www.fep.up.pt)

**FACULDADE DE ECONOMIA DA UNIVERSIDADE DO PORTO**

Rua Dr. Roberto Frias, 4200-464 Porto | Tel. 225 571 100

Tel. 225571100 | [www.fep.up.pt](http://www.fep.up.pt)